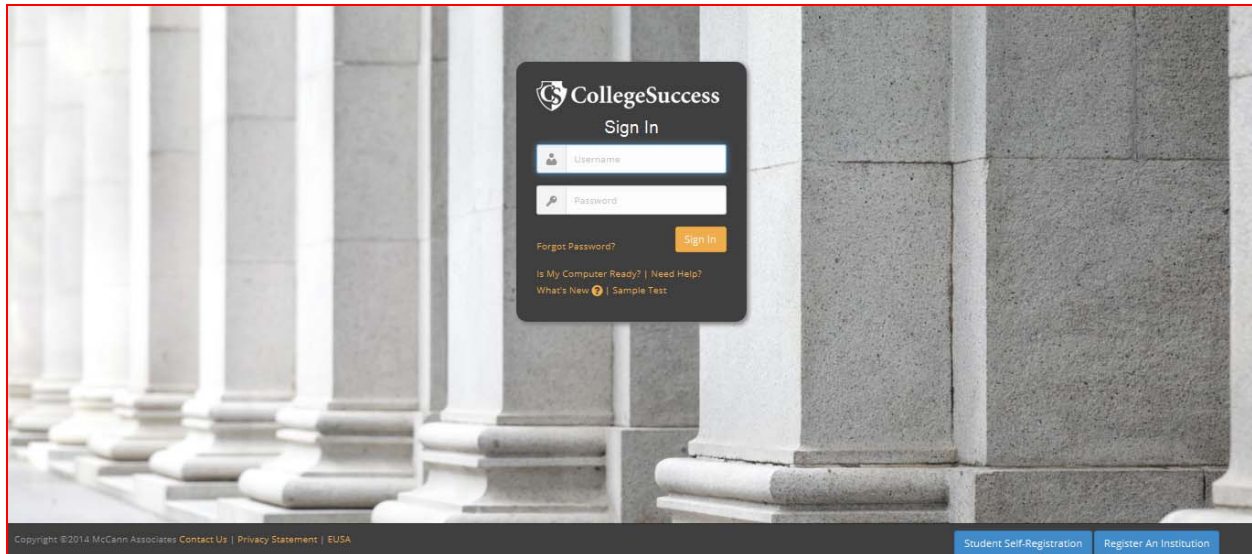


Installing VanGuard™ 8.0.1.0 (for MACs)

This User Guide will help you understand how to download and install VanGuard. VanGuard is a secure browser which adds security, reliability, and validity to the online test environment. It is designed to reduce the risk of cheating, test interruption, and variances in the test environment.



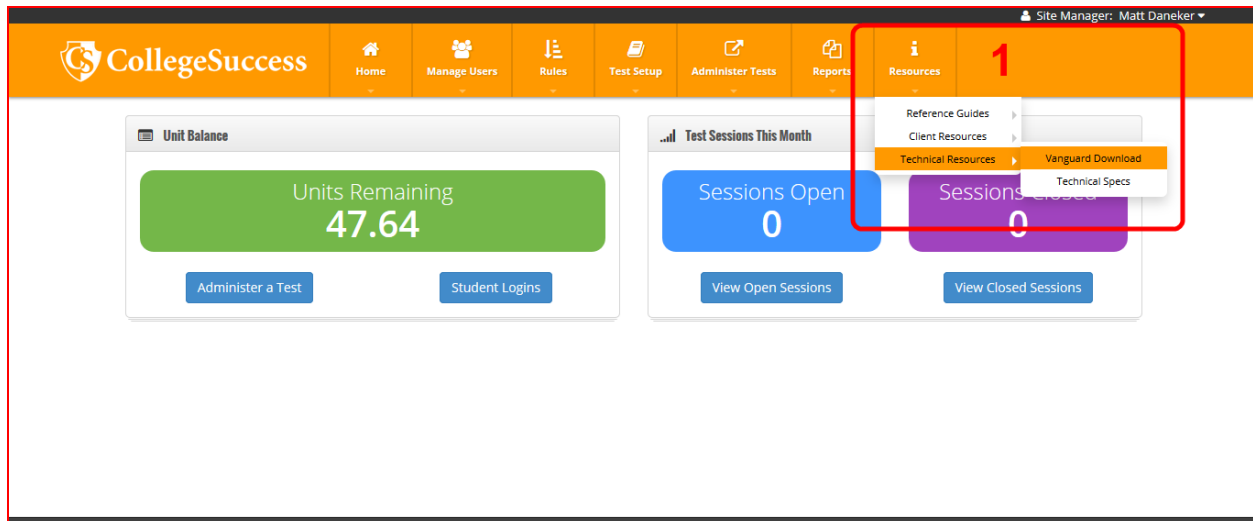
STEP ONE: Type the Internet address of College Success into your Web browser.

- You can access the application from any computer with an Internet connection.
- You can use any Web browser to access the application.
- We DO NOT recommend the use of mobile devices, such as iPads, to access the application.

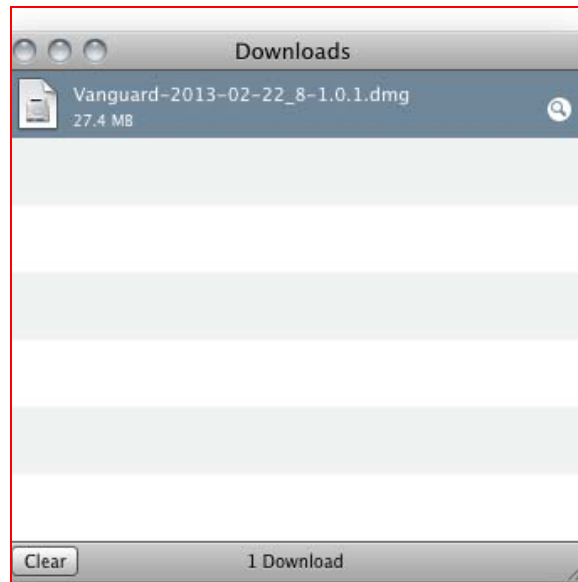
<https://college.measuredsuccess.com>

STEP TWO: Enter your username and password and then click the **Sign In** button. This will launch the application.


- Only Site Managers are permitted to download and install VanGuard.
- If you are unsure of your credentials, please contact your Institution Administrator or the McCann Help Desk for support.



STEP THREE: From the Main Dashboard, click the **Resources** icon located on the Menu Bar and select the **Technical Resources** option. Then, click the **VanGuard Download** link.



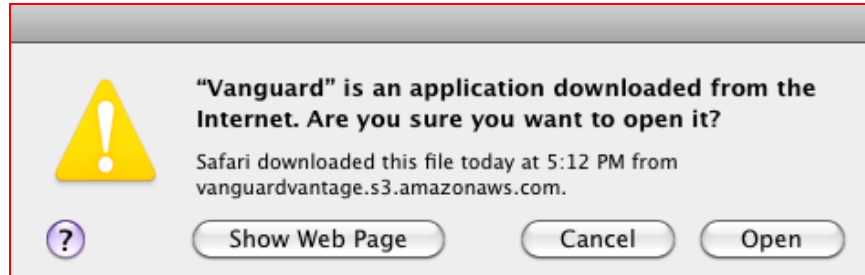
STEP FIVE: Click on the installation file to launch the installer.



STEP SIX: An installation window will appear with the VanGuard logo. Drag the VanGuard icon into the Applications folder. This will install VanGuard into the Applications folder.

- **NOTE:** You may now create an alias for the VanGuard icon to place onto your desktop. To do this, highlight the VanGuard icon inside the Applications folder, right click the icon, and select "Make Alias." Drag the new VanGuard alias to the desktop.

STEP SEVEN: To launch VanGuard, first close all other open programs, and then click the VanGuard icon on your desktop. VanGuard will launch College Success in a secure state that will only permit testing.



- **NOTE:** If you encounter a security warning from the system, click the **Open** button to continue.
- **NOTE:** To close VanGuard, click the **Quit** button. You will be required to enter the exit code: **1exit1**.

SUPPORT: Should you require assistance while using College Success, please contact the McCann Help Desk.

Call Direct: 877.614.6105

Call Toll-Free: 866.933.0508

E-mail: collegesuccess@mccanntesting.com

Help Desk Hours of Operation:

Mon: 7:30am to 8:00pm EST

Tue: 7:30am to 11:00pm EST

Wed: 7:30am to 11:00pm EST

Thu: 7:30am to 11:00pm EST

Fri: 7:30am to 5:30pm EST

Sat: 9:00am to 5:00pm EST

Sun: Not Available